



**ING Bank Hipoteczny**

**Covered bond issuer**

**ING Bank Hipoteczny S.A.**

August 2024



do your thing

# ING Mortgage Bank Poland key investment highlights

## High quality mortgage loan portfolio

- High quality residential mortgage loan portfolio of PLN 3.7bln marked by low NPL's, deeply below market average

## Effective business model

- Integration & close co-operation with ING Bank Śląski – 4th biggest bank in Poland

## Aa1 covered bond rating by Moody's

- The highest rating achievable for Polish debt securities

## Covered bonds issuer

- PLN 0.4bln outstanding from inaugural issuance in 2019

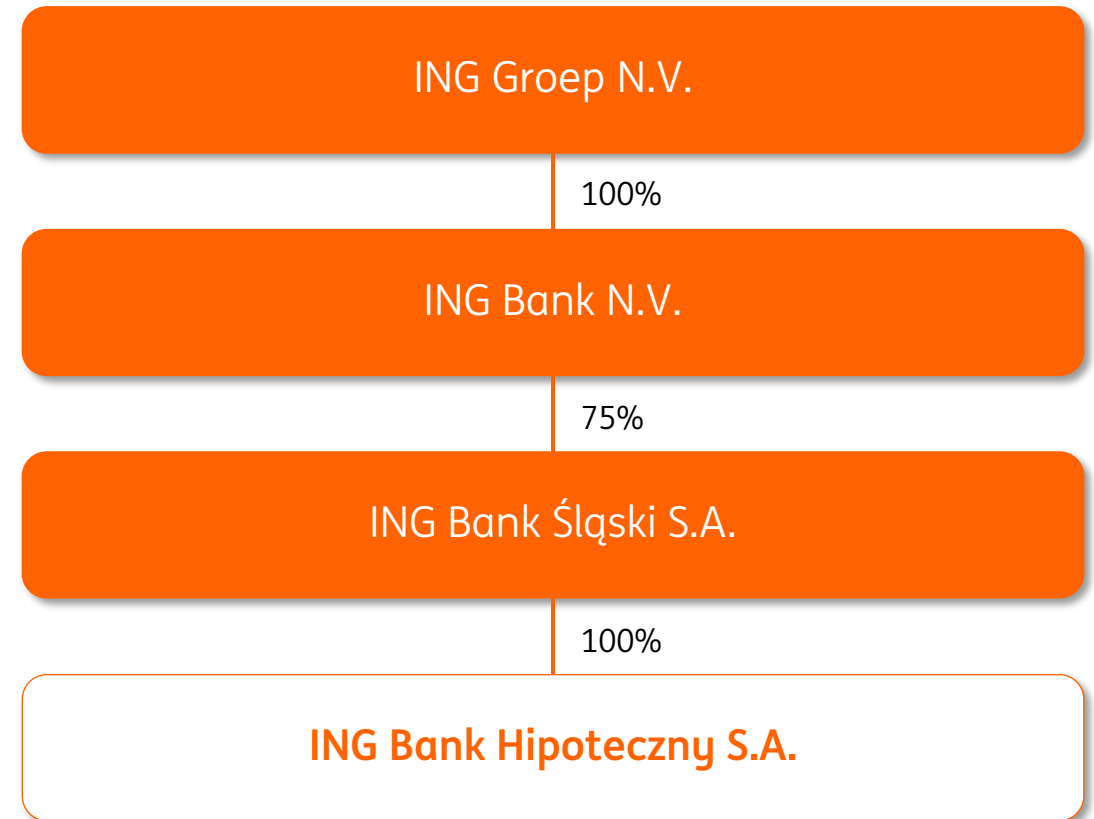
## Green covered bonds

- ICMA standard, certified by Climate Bond Initiative

## Safe and stable bank

- Sound capital and liquidity position, well above regulatory requirements

## ING Bank Hipoteczny within ING Group as of 1H 2024







## Agenda

1. Overview of the Polish economy
2. Polish Banking sector
3. Residential property market
4. Residential mortgage lending and covered bonds market
5. ING Bank Hipoteczny – issuer of covered bonds
6. Covered Bond Programme
7. ING Bank Śląski Group overview
8. Polish covered bonds legal framework



An aerial photograph of a wind farm. The landscape is a patchwork of fields in various colors: vibrant green, deep purple, and rich brown. Numerous white wind turbines are scattered across the terrain, some standing alone and others in small groups. The perspective is from a high angle, looking down on the fields and turbines. The lighting suggests a bright day, with shadows cast by the turbines. In the distance, a small cluster of buildings is visible on the right side.

# Overview of the Polish economy



# Polish economy

## Macroeconomic projections

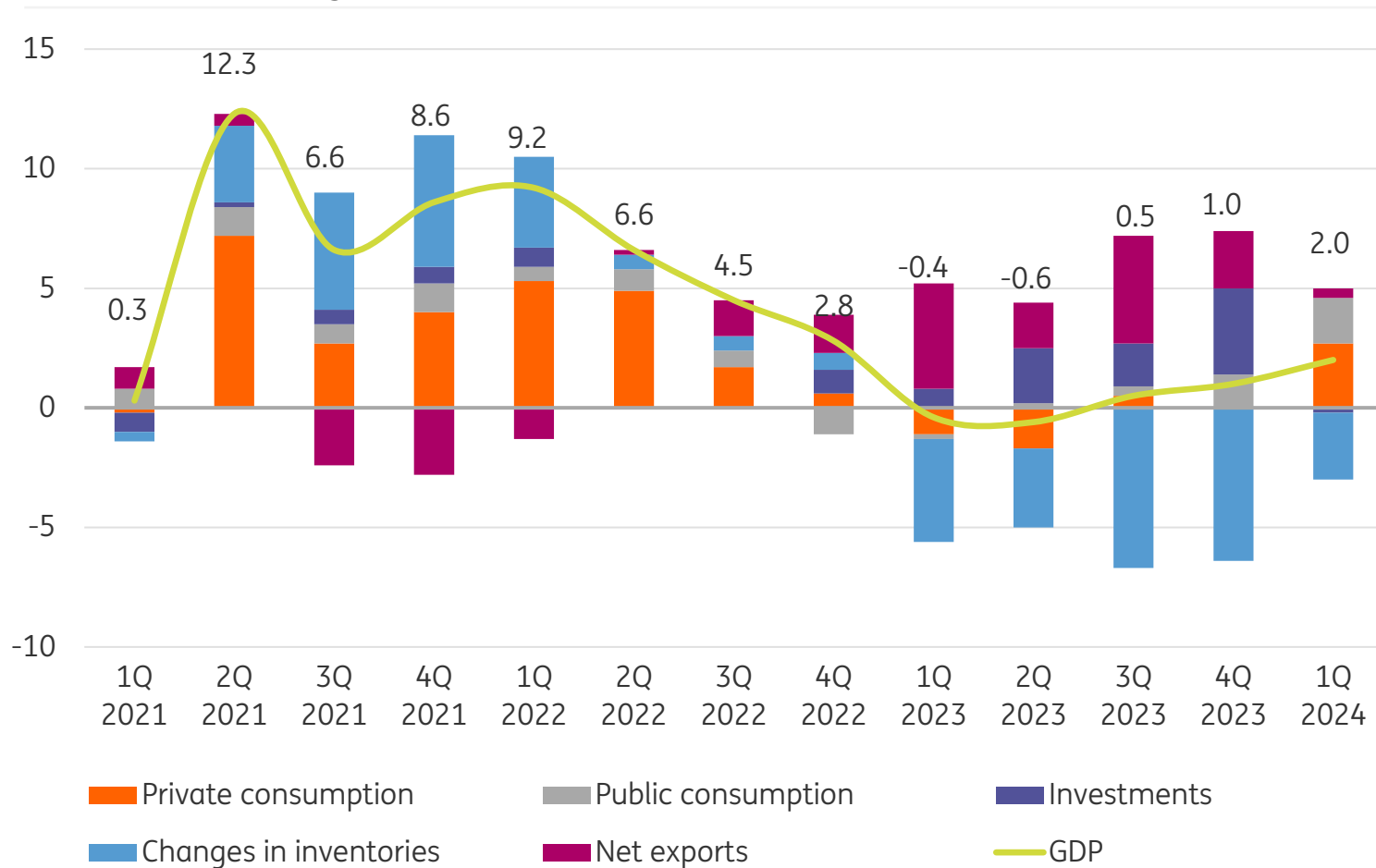
	2021	2022	2023	2024F*	2025F*
GDP growth (%)	6.9%	5.6%	0.2%	3.0%	3.5%
General government deficit according to EU methodology (% GDP)	-1.8%	-3.4%	-5.1%	-5.5%	-4.5%
General government sector debt according to EU methodology (% GDP)	53.6%	49.2%	49.6%	54.9%	56.9%
Average annual inflation (CPI) (%)	5.1%	14.4%	11.4%	3.5%	4.4%
Unemployment rate (%; CSO)	5.8%	5.2%	5.1%	4.9%	4.7%
USD/PLN exchange rate (year-end)	4.06	4.40	3.94	3.86	3.91
EUR/PLN exchange rate (year-end)	4.60	4.69	4.35	4.25	4.30
WIBOR 3M (year-end)	2.54%	7.02%	5.88%	5.90%	5.20%

\* Forecast

Source: ING BSK Management Board Report on Operations for 1H 2024

# Rebound in the Polish economy (1/2)

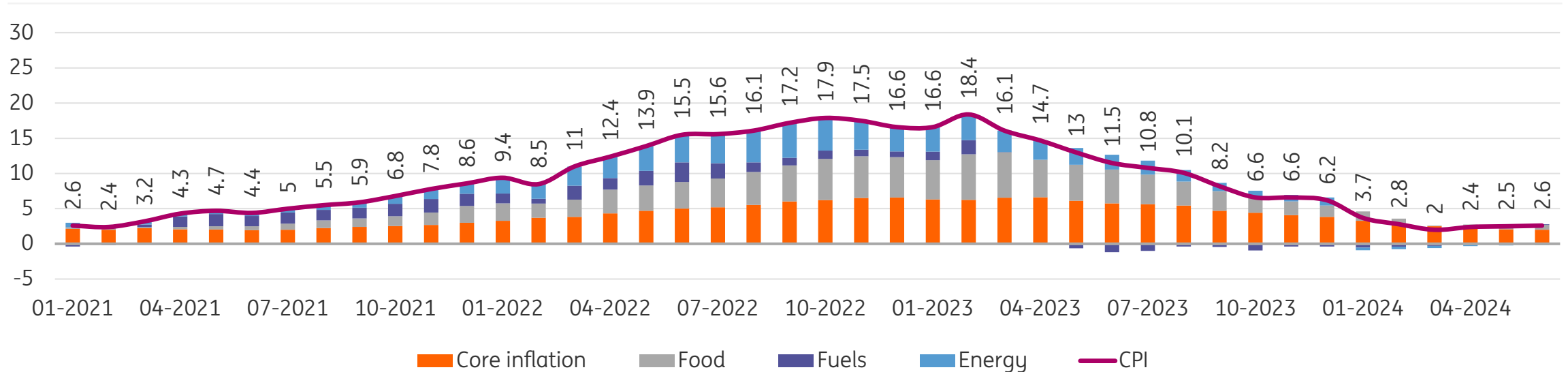
## Breakdown of GDP growth (%)



- Economic recovery is progressing. The economy grew by 1.0% y/y in 4Q 2023, accelerated to 2.0% y/y in 1Q 2024 and improved further to around 2.8% y/y in 2Q 2024
- In 2024, the Polish economy should expand by 3% on the back of strong domestic demand, in particular consumer demand, thanks to strong real wage growth
- The decline in annual inflation to 3.5% (on average) is to be accompanied by robust wage growth (over 10%)
- Growth in consumer spending is curbed by household savings rebuilding

# Rebound in the Polish economy (2/2)

## Inflation (CPI) – breakdown (%)



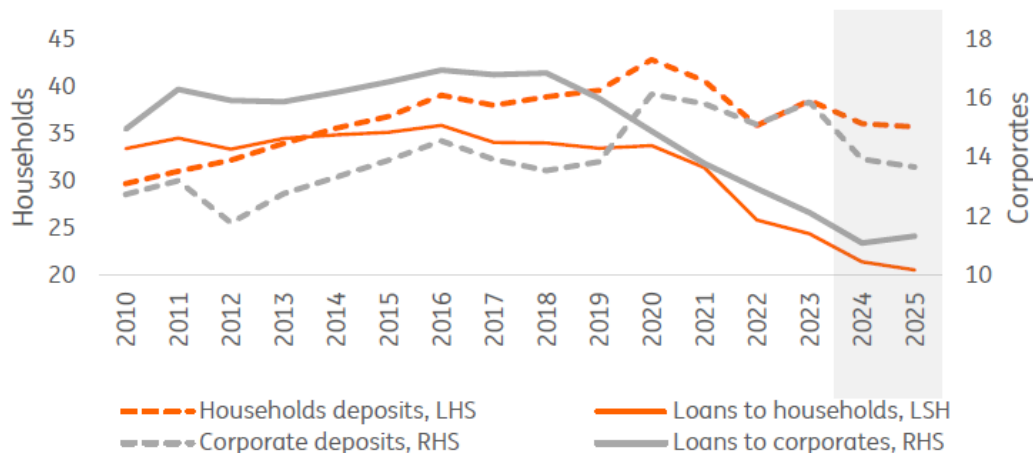
- Over the course of 2023, inflation fell from 18.4% to 6.2% y/y
- In 1H 2024, rapid disinflation continued, and CPI inflation fell to around the NBP (National Bank of Poland) target (2.5%, +/- 1p.p.)
- The decrease was supported by a high 1Q 2023 reference base, the extension of the 0% VAT rate on food until March, a further freeze in energy prices, as well as a global disinflationary environment
- In 2H 2024, the partial unfreezing of energy prices will likely increase inflation by around 1.3 p.p., and by the end of the year, inflation could rise to around 4-5% y/y. Headline inflation is expected to peak around 5-6% in March 2025
- ING Economists expect the monetary easing cycle to start in 2025 (75 bps rate cut) and see growing odds of its continuation in 2026. Arguments for a lower terminal rate in Poland (4.0% instead of 5.0%) include the deterioration in the medium-term economic growth outlook in the Euro area, Central Europe and Poland

# Substantial credit decline in % of GDP. Gradual improvement in loans and deposits volumes

## Forecasts (% , y/y)

	2023	2024P	2025P
<b>GDP (average)</b>	<b>0.2</b>	<b>3.0</b>	<b>3.5</b>
<b>Inflation (average)</b>	<b>11.4</b>	<b>3.5</b>	<b>4.4</b>
<b>Total loans</b>	<b>0.0</b>	<b>3.8</b>	<b>2.3</b>
Loans to households	-2.2	1.6	1.1
<i>housing loans</i>	-3.4	2.0	0.6
<i>consumer loans</i>	-0.2	0.8	2.1
Corporate loans	3.1	6.9	3.9
<i>Enterprises</i>	-3.0	5.7	7.8
<b>Total deposits</b>	<b>9.9</b>	<b>6.1</b>	<b>4.1</b>
Households	11.2	8.2	4.5
Corporate	7.5	2.4	3.2
<i>Enterprises</i>	8.8	1.5	3.5

## Loans and deposits in % of GDP



- Substantial decline in the share of credit in GDP (deleveraging). Our forecasts point to stabilisation of loans to corporates (as a % of GDP) and slight decline in loans to households (as a % of GDP)
- The expiration of government programme subsidising housing loans led to the decline in monthly mortgage loans production (from PLN 10.3bln in January to PLN 6.2bln in June this year). The forecast of new housing loans production at PLN 5bln a month translates into slightly positive dynamics of housing loans
- We see slow growth of credit to corporates due to high liquidity of enterprises, subdued investment activity and restrictive monetary policy. We expect growth of current loans (rising costs) and investment loans from 2025 when investment performance is projected to improve
- Buoyant growth of disposable income boosts deposits growth and keep them stable as % of GDP



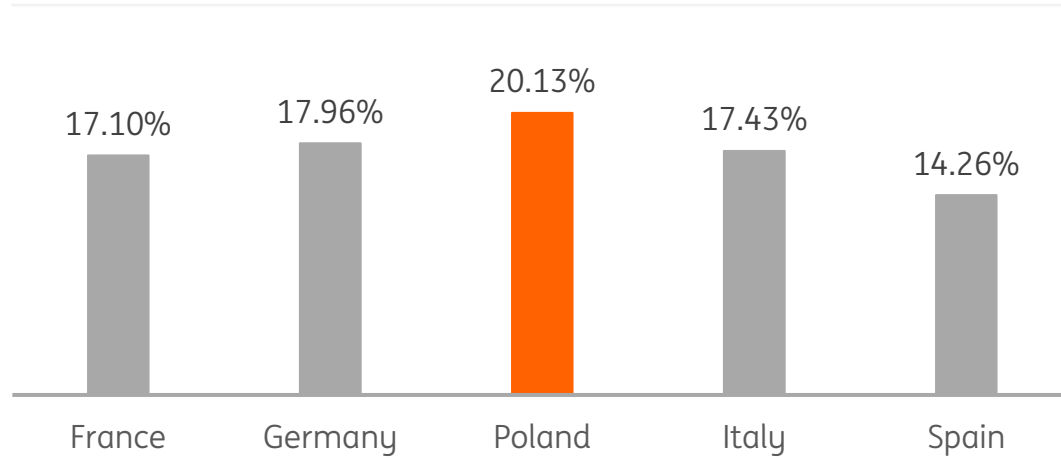
# Banking sector





# Polish banking sector

## Tier 1 as of 31 Dec 2023



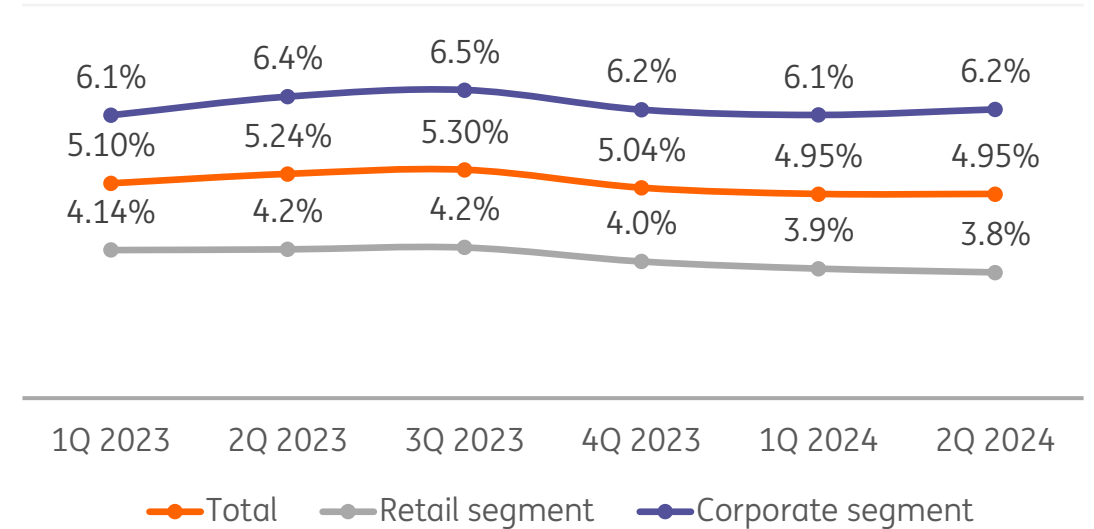
Source: ECB

## Banking sector KPIs as of 31 March 2024

CET 1	19.45%
TCR (total capital ratio)	20.93%
ROE (return on equity)	12.31%
ROA (return on assets)	0.99%
C/I (cost to income)	47.12%
Total Stage 3 ratio	5.00%
Stage 3 ratio (mortgage loans only)	2.10%

Source: KNF

## Share of receivables at Stage 3 (%)



Source: estimates based on PFSA's data; data for May 2024 for Q2 2024

## Key market parameters

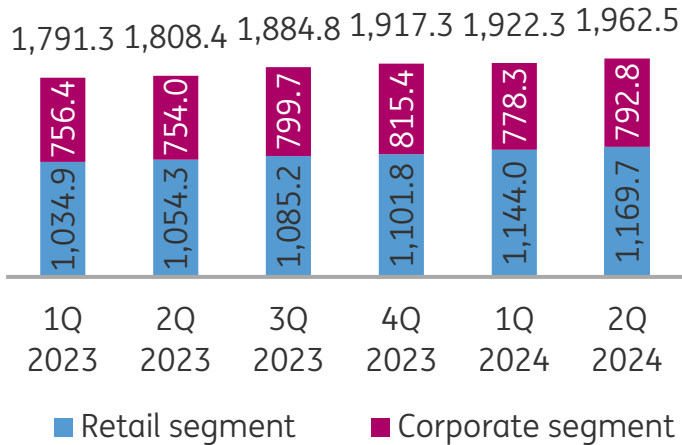
	31.12.2020	31.12.2021	31.12.2022	31.12.2023	30.06.2024
6M WIBOR	0.25%	2.84%	7.14%	5.82%	5.86%
EUR / PLN	4.61	4.60	4.69	4.35	4.31

Source: GPW Benchmark, NBP

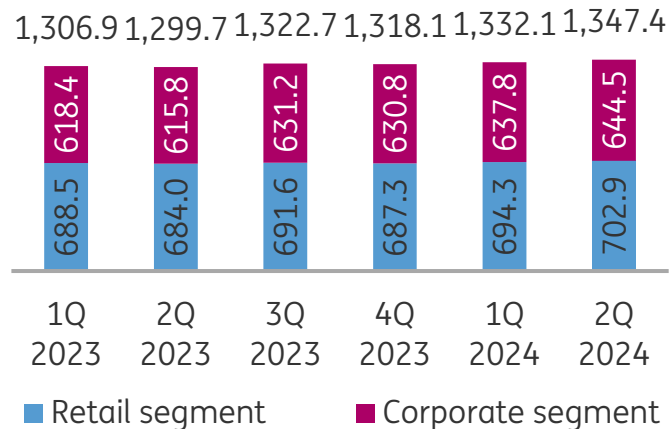


# Substantial credit decline in % of GDP. Gradual improvement in loans and deposits volumes

## Balance of liabilities\* (PLN bln)



## Balance of receivables\* (PLN bln)

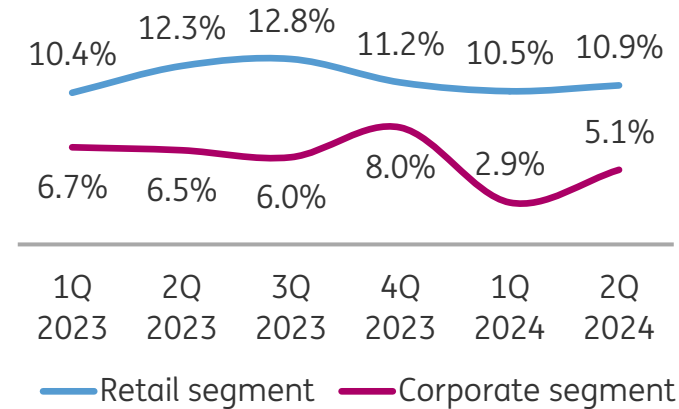


\* Based on NBP data

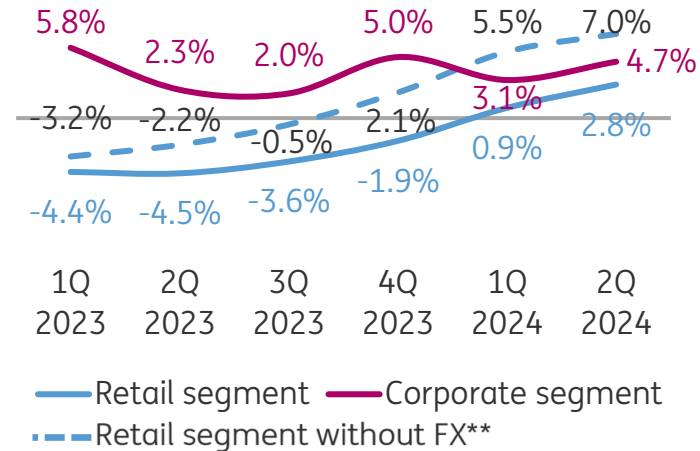
\*\* excluding foreign currency mortgage loan portfolio.

Source: ING BSK Management Board Report on Operations for 1H 2024

## Growth rate of balance of liabilities (y/y)\*



## Growth rate of balance of receivables (y/y)\*



## Liabilities

- As of the end of June 2024 total liabilities increased by 8.5% y/y to a total of PLN 1,962.5bln (up by PLN 154.1bln y/y) and were characterised by a higher growth rate on the deposits side of the retail segment than on the corporate segment

## Receivables

- Total receivables at the end of June 2024 increased by 3.7% y/y (up by PLN 47.7bln to a total of PLN 1,347.4bln). The increase in the portfolio of receivables from customers resulted from the dynamics achieved in both the retail and corporate segments
- Receivables from the retail segment reached PLN 702.9bln in June 2024 and were 2.8% higher than in the previous year
- Housing loans, which constitute the main part of banks' credit exposure to the retail segment (constitute 69.6% of receivables from this group of clients, compared to 70.0% in the previous year), increased by 2.1% to PLN 489.1bln. At the end of June 2024, the portfolio of PLN-denominated housing loans amounted to PLN 423.4bln and was up by PLN 32.7 bln y/y
- The sales of mortgage loans alone – based on NBP data – in the first six months of 2024 amounted to PLN 45.6bln (+146% y/y).

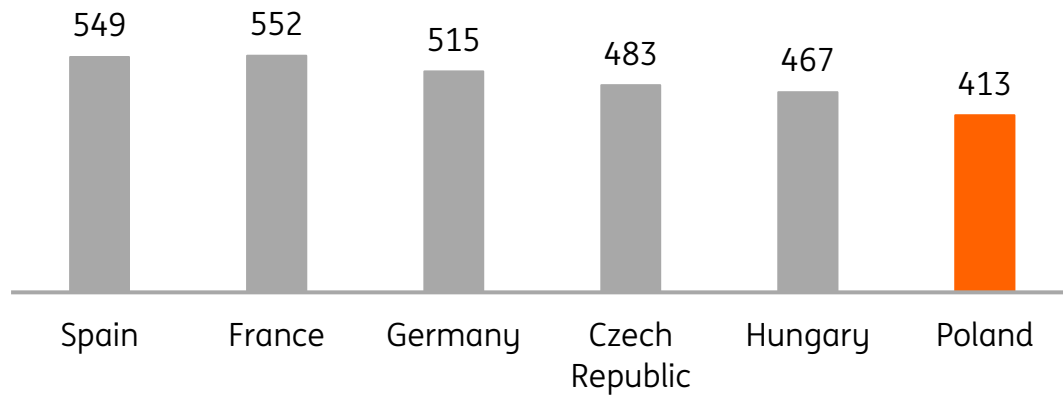


Residential property market



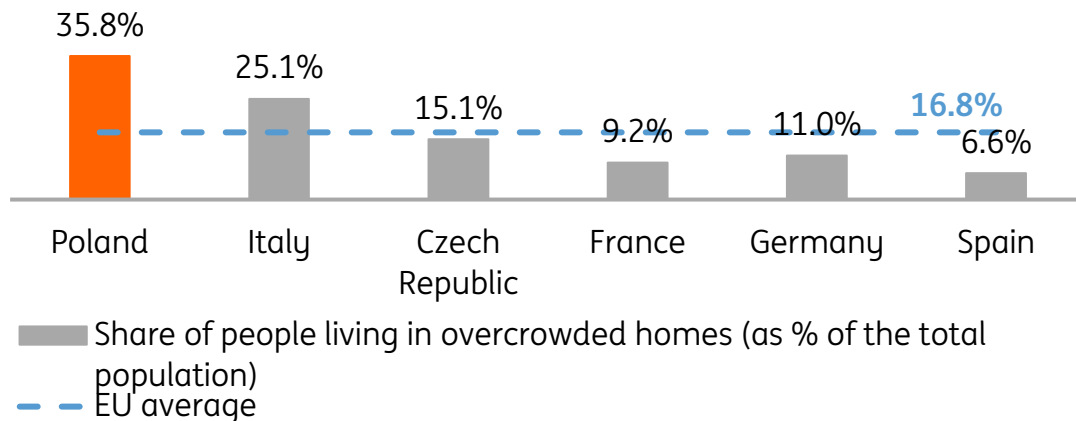
# Considerable potential for further development

Number of dwellings per 1,000 citizens (2022)



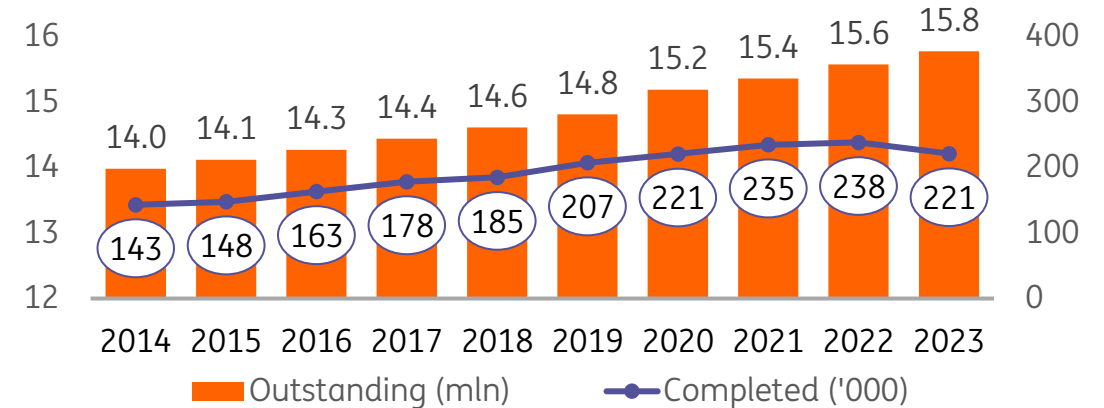
Source: Deloitte Property Index, 12th edition, August 2023

Overcrowding rate (2022)



Source: ECB

Growing number of dwellings in Poland

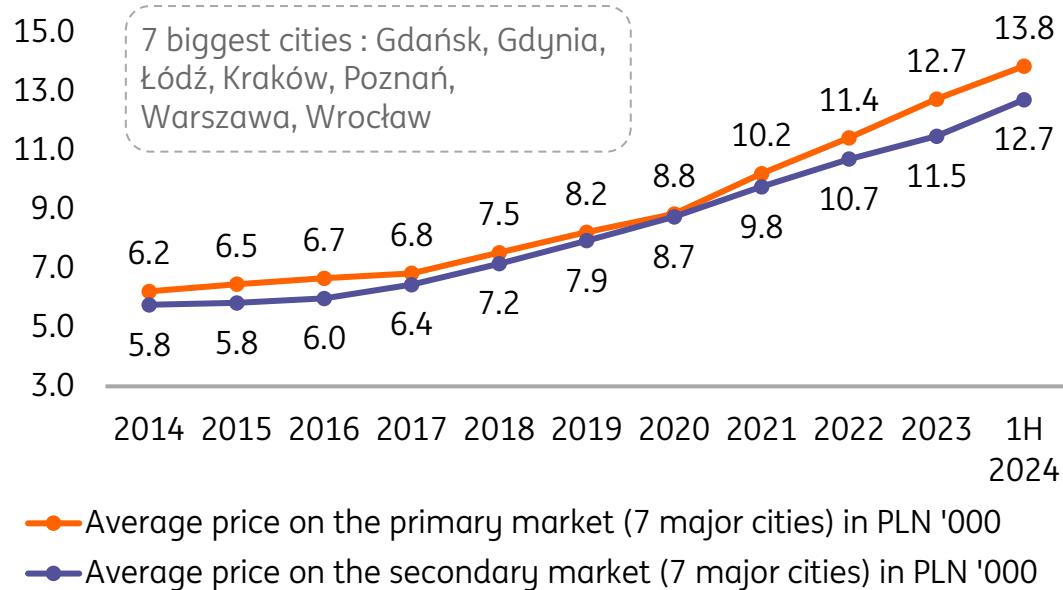


Source: NBP, CSO

- Relatively low number of dwellings per one thousand inhabitants comparing to EU countries
- One of the highest overcrowding rate in Europe
- Constantly growing number of outstanding dwellings
- Number of construction projects returned to growth in 2H 2023 and 1H 2024 after decreasing in 2022-2023 by almost 30%

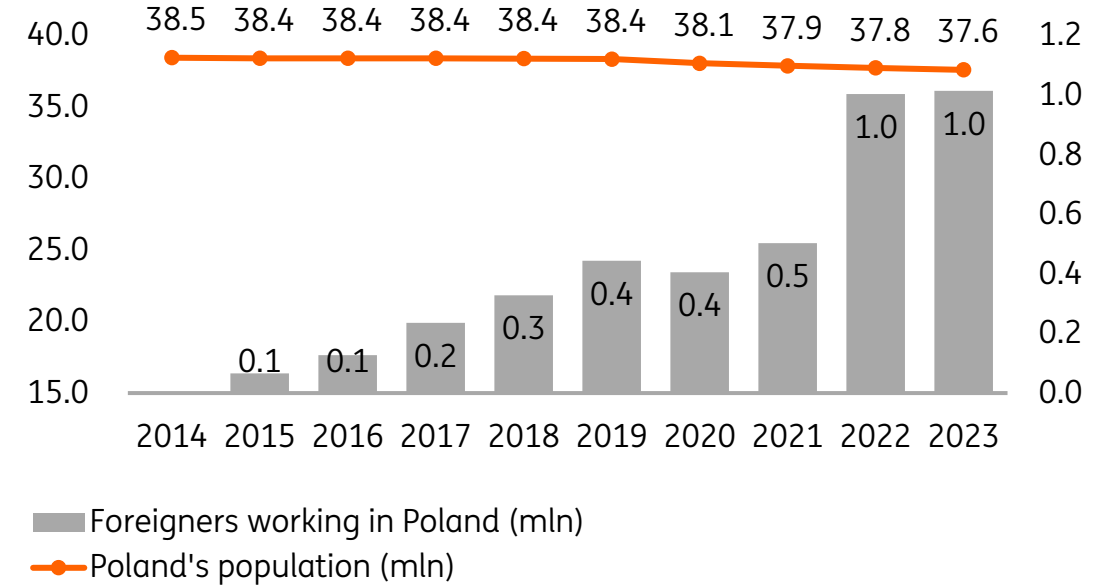
# Continued increase in housing prices

## Housing prices on the Polish housing market (per sq/m)



Source: NBP, CSO

## Long-term demographic changes



Source: CSO

- Dynamic price growth in 2H 2023 both on primary and secondary market due to a sudden increase in demand caused by the launch of the government program of preferential loans (2% Safe Loan government program, where eligible customers could pay preferential reference rate instead of the market rate)
- Price growth remained strong in 1H 2024, despite the expiration of the government preferential loan program
- In the following quarters a decline in price dynamics is expected because of lower demand (i.e.. uncertainty related to the introduction of already announced new government program of preferential housing loans) and the recovery of supply on the primary market
- The negative impact of long-term demographic changes is reduced by the inflow of immigrants living and working in Poland

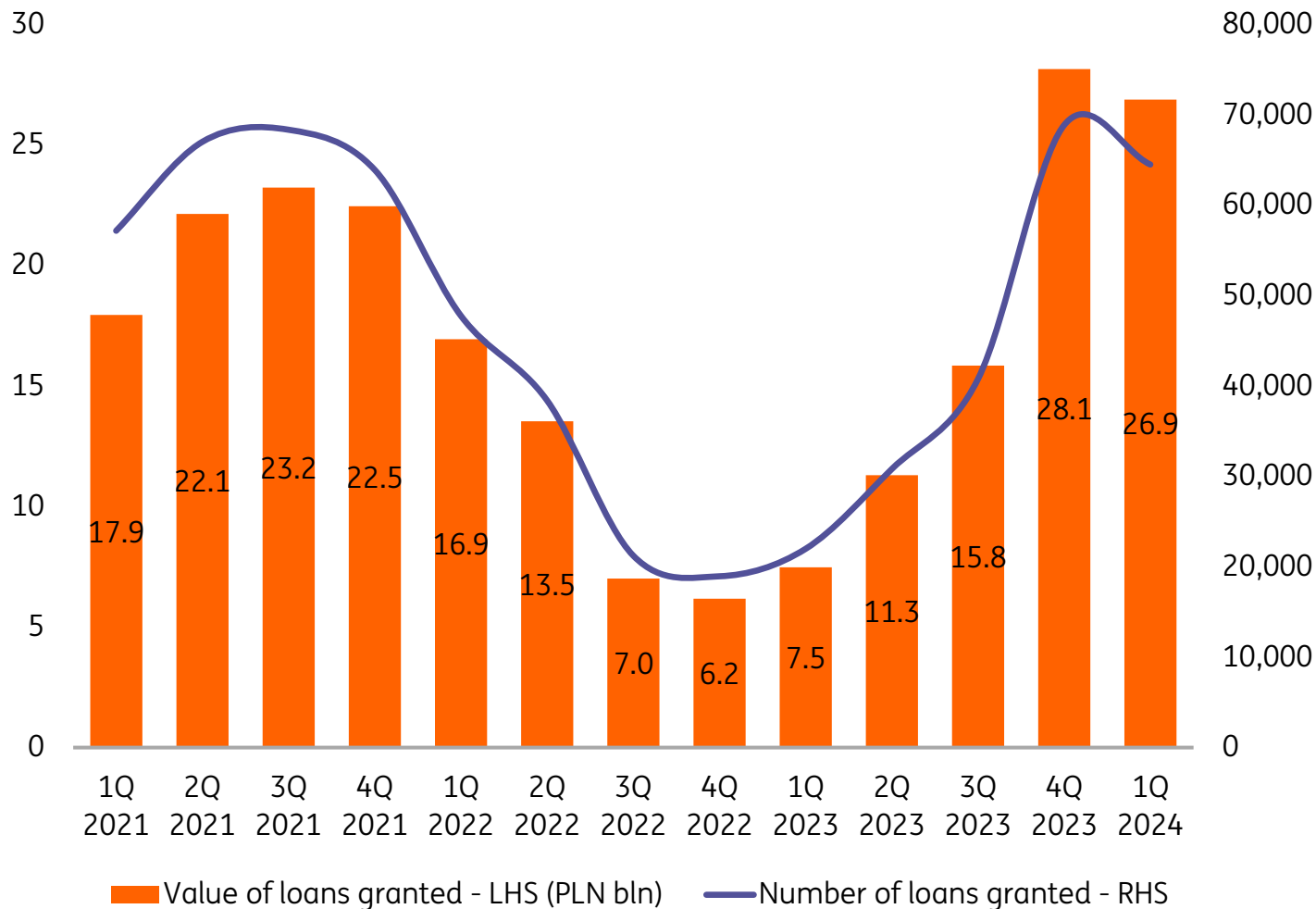


A man with a beard and dark hair, wearing a maroon long-sleeved shirt, is sitting on a roof covered in reddish-brown tiles. He is leaning against a black-framed skylight and looking at a smartphone in his hands. The background shows a dense urban environment with multi-story buildings and various rooftop structures like air conditioning units and ladders. The scene is brightly lit, suggesting daytime.

# Residential mortgage lending and covered bonds market

# Current situation on the mortgage market

## Number and value of new loans



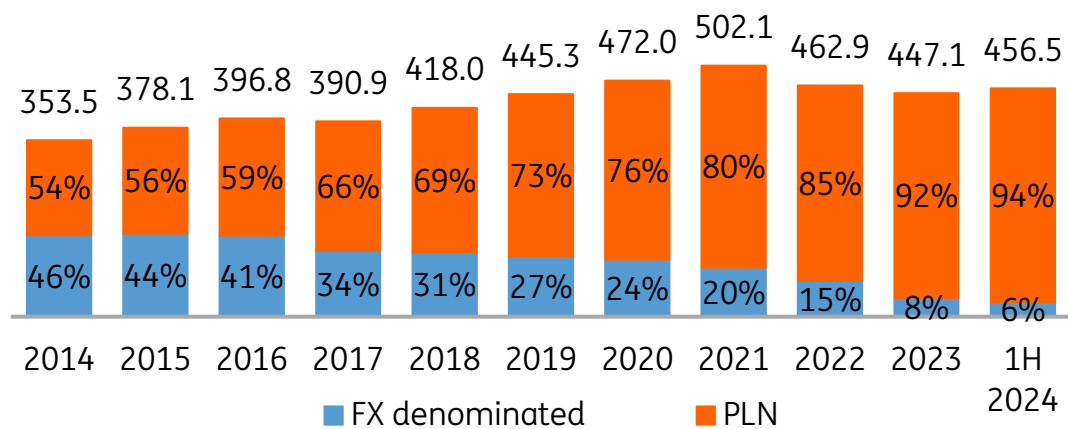
## Origination of new mortgage loans

- New sales of mortgages reached minimum levels in 3Q - 4Q 2022 to slowly bounce back in the following months
- Rapid growth in 2H 2023 resulting from the launch of the government program of preferential loans
- Decrease in new mortgage loan sales of around 6.3% in 1Q 2024 compared to 4Q 2023. The decrease was insignificant due to the fact that the pool of loans granted included applications for the government program of preferential loans which were not finalised in the last quarter of 2023
- Despite the decrease the market remained ca. 40% higher compared to levels before the launch of the preferential loan program
- Sales are expected to stabilise in 2024. The growth rate of mortgages origination in 2H 2024 will largely depend on the inflation rate, interest rate cuts and possible implementation of the new government program of preferential loans

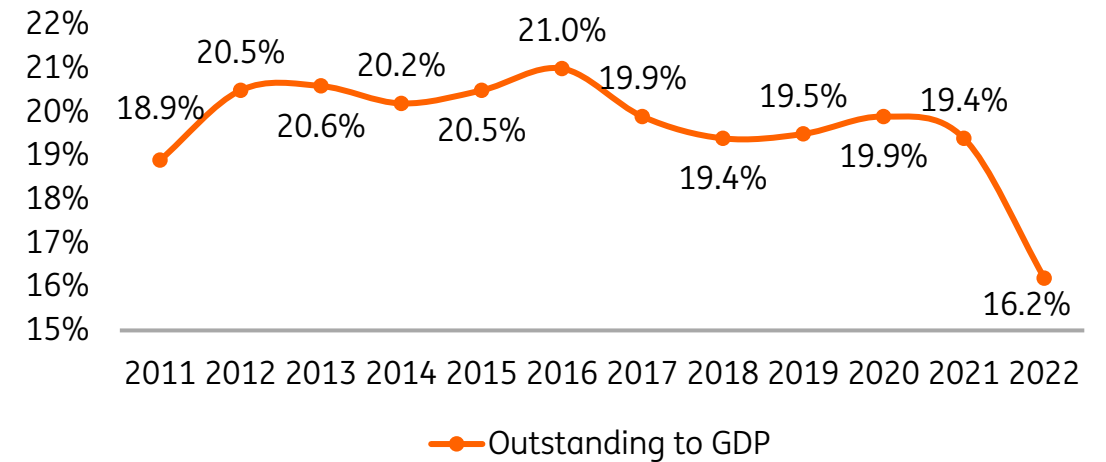


# Mortgage market in Poland and EU

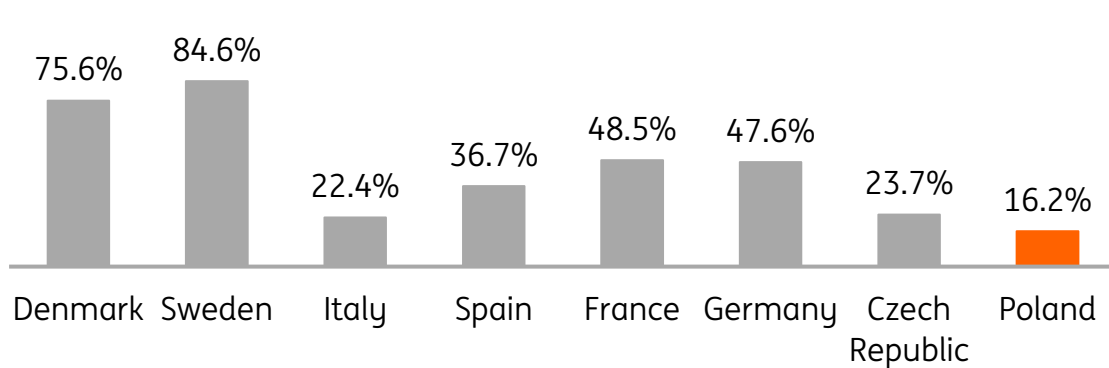
## Outstanding residential mortgage loans (PLN bln)



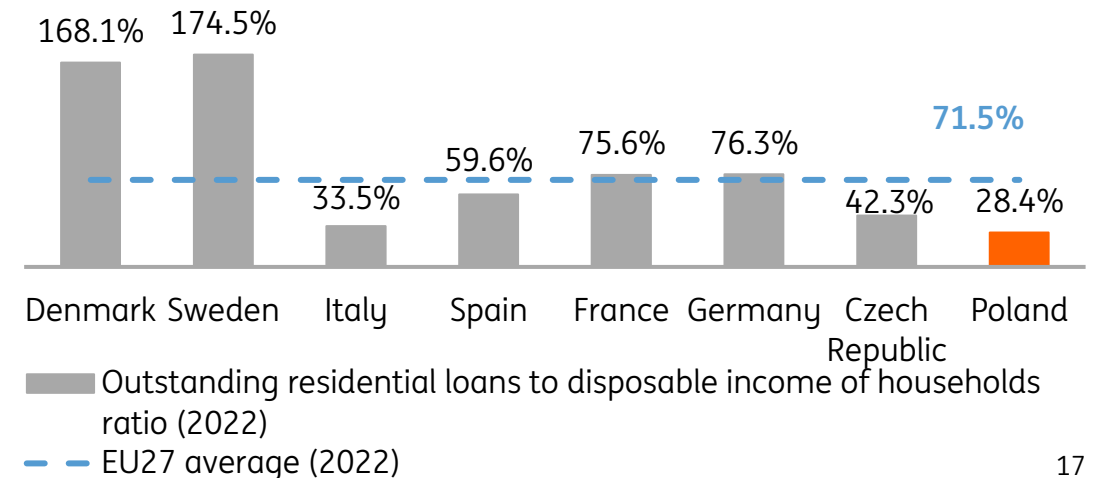
## Outstanding residential loans to GDP in Poland



## Outstanding residential loans to GDP (2022)



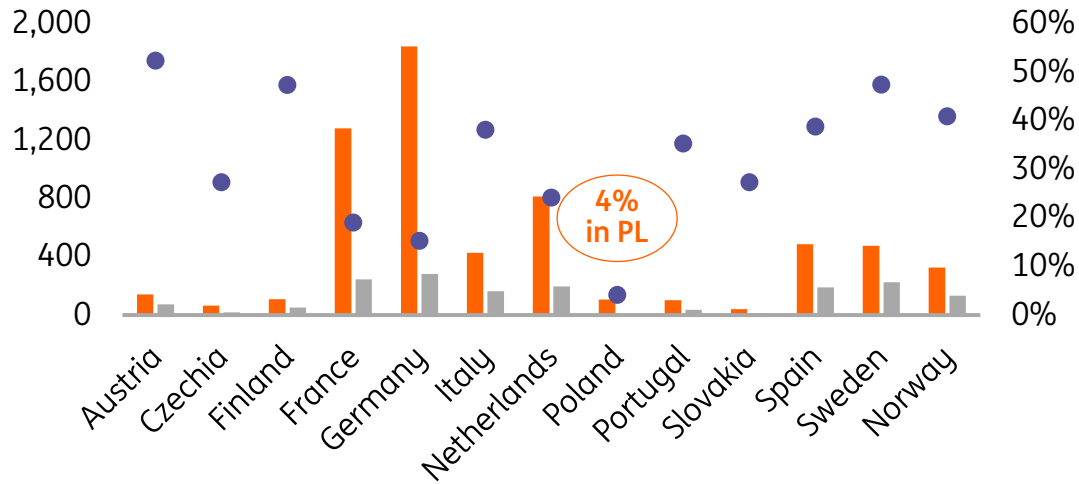
## Outstanding residential loans to disposable income of households (2022)



Source: ZBP Amron-SARFIN Reports, Hypostat 2023, NBP

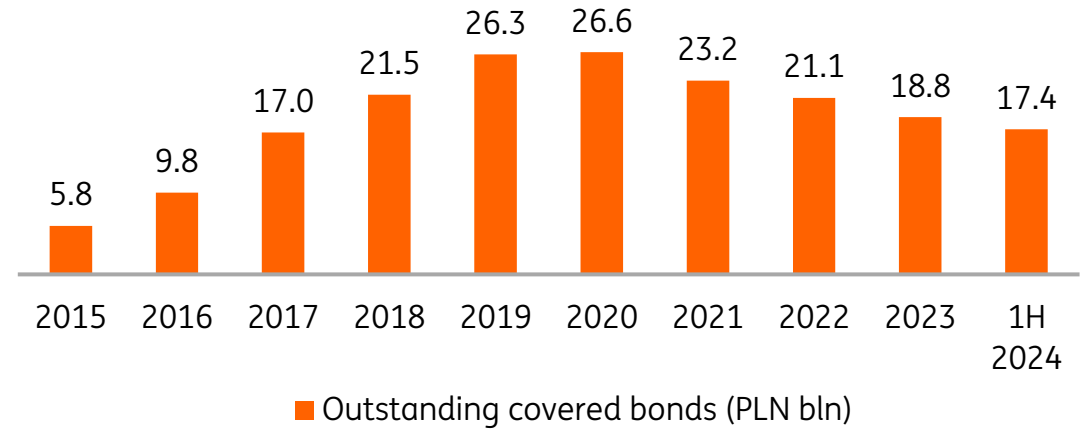
# Covered bond market

## Covered bonds funding of residential loans

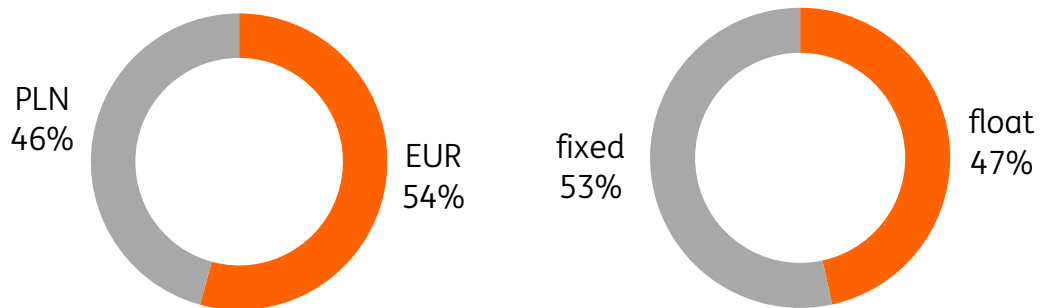


- Residential loans outstanding, EUR bln (2022)
- Covered Bonds outstanding, backed by mortgages, EUR bln (2022)
- Share of covered bonds funding (%) - RHS

## Outstanding covered bonds issued by Polish mortgage banks



## Polish covered bonds currency & interest rate breakdown



### Long term funding ratio introduced by Polish FSA

In July 2024, the Polish FSA issued a recommendation on the Long-Term Funding Ratio. The aim of the recommendation is to increasing the share of long-term debt instruments in banks' liabilities, including covered bonds, in relation to the value of mortgage loans granted



A photograph of a family of three—a mother and two young girls—jumping on a trampoline in front of a house. The mother is in the center, wearing a white t-shirt and black pants, holding a blue jacket. The girl on the left is wearing a plaid shirt and jeans, and the girl on the right is wearing a pink sweater and white pants. The house in the background has a brown roof and a chimney. The sky is blue with some clouds.

**ING Bank Hipoteczny**

**Issuer of mortgage covered bonds**



# Business profile and strategy

## Strategic fit within ING Bank Śląski Group

---

- ING Bank Hipoteczny (ING BH) is fully owned by ING Bank Śląski (ING BSK)
- ING BH's main strategic objective is to provide ING BSK Group with long term funding by issuing covered bonds, allowing for:
  - reducing maturity mismatch between its assets and liabilities
  - diversifying funding sources
  - lowering cost of long term funding
- Business & operational model based on:
  - pooling model – transfer of high quality residential mortgage loans from ING BSK to ING BH
  - leveraging on cooperation and synergies with the parent company - outsourcing of loans & customers' service as well as other operational activities to ING BSK, sharing IT systems & risk models, while leaving management & risk decisions at ING BH

# Key highlights

## Net profit

1H 2024	PLN 6.7 mln
FY 2023	PLN 41.3 mln

## Total assets

1H 2024	PLN 3.8 bln
FY 2023	PLN 3.8 bln

**Own funds** PLN 409 mln

**TCR** 26.07%

**CET1** 26.07%

## No. of loans

1H 2024	20,340
FY 2023	20,232

## Mortgage loans in Cover pool

1H 2024	PLN 2.5 bln
FY 2023	PLN 2.4 bln

## Outstanding Covered bonds

PLN 400 mln

## Low cost of risk

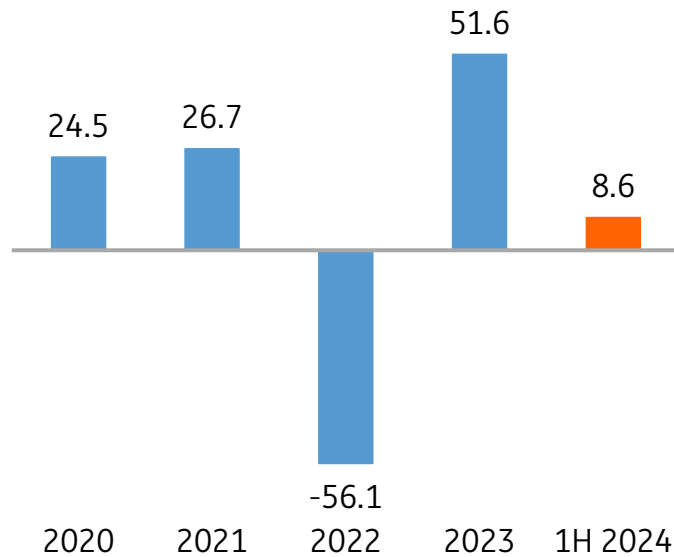
1H 2024 PLN -0.3 mln

## No. of employees

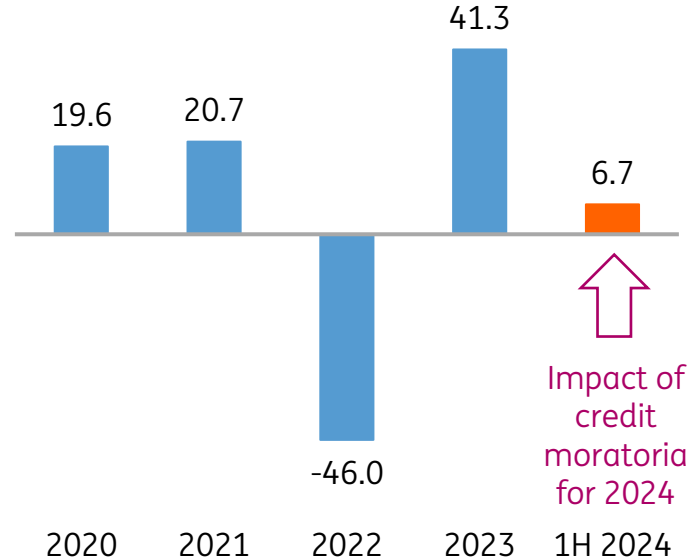
35

# Net profit and capital adequacy

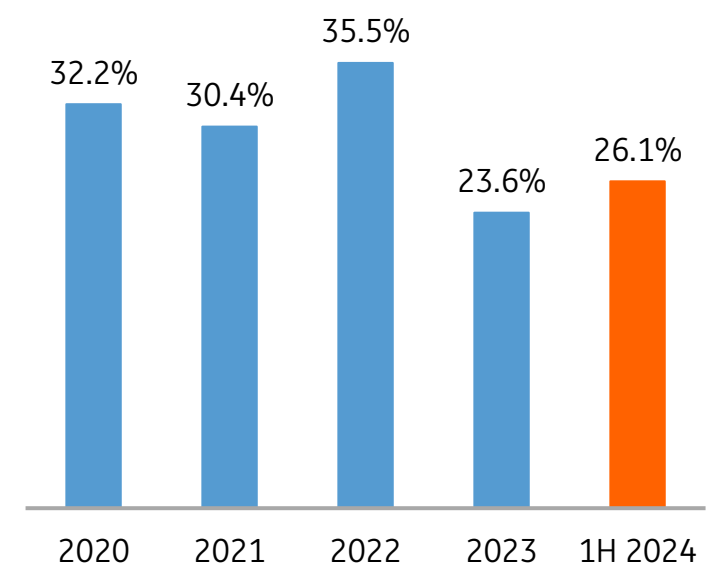
## Operating profit (PLN mln)



## Net profit (PLN mln)



## Total capital ratio (%)

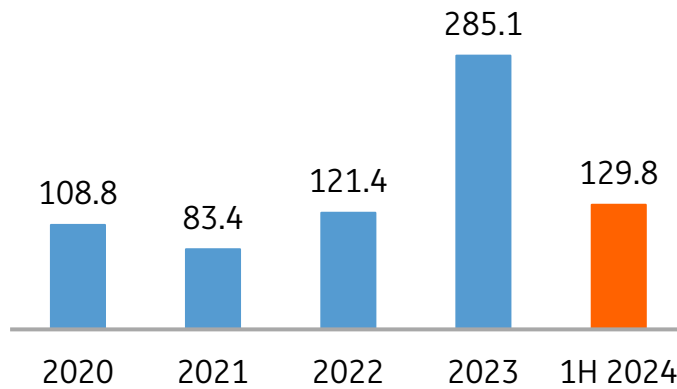


- In the first half of 2024 the Bank achieved a net profit of PLN 6.7mln, including the negative effect of the prolonged credit moratoria for 2024, estimated at PLN 8.8mln
- In 2022, a net loss of PLN -46mln due to the first credit moratoria
- Stable and safe capital position, with Total Capital Ratio noticeably above regulatory requirements



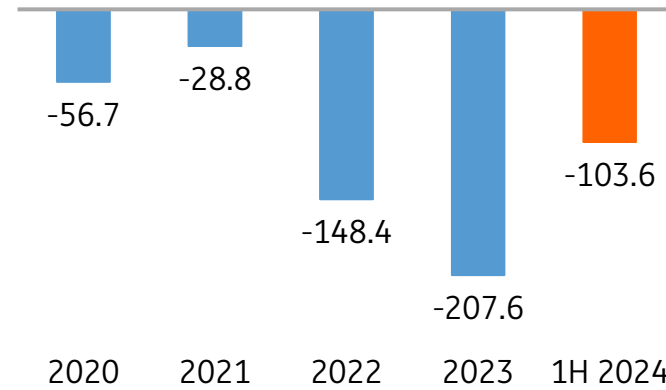
# Interest income

Interest income (PLN mln)

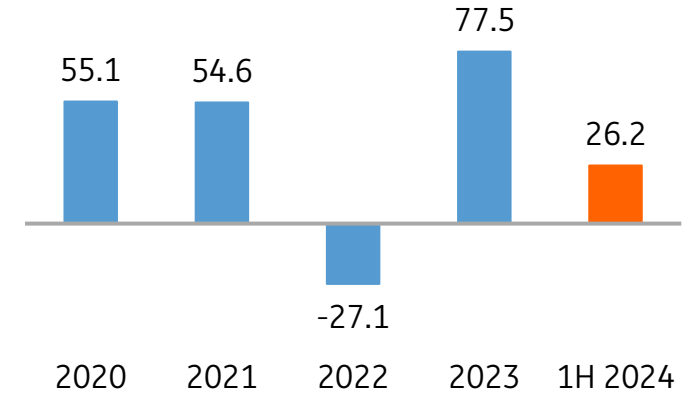


↑  
Impact of  
credit  
moratoria  
for 2024

Interest expenses (PLN mln)



Net interest income (PLN mln)



# Capital and liquidity ratios

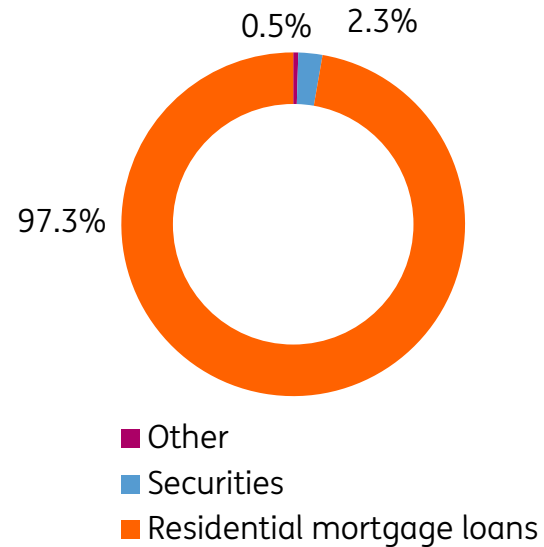
	2023	1H 2024	
<b>Capital</b>	CET1 ratio (%)	23.58%	26.07%
	Leverage ratio (%)	10.84%	10.71%
<b>Liquidity</b>	Net Stable Funding Ratio (%)	137%	157%
	Liquidity Coverage Ratio (%)	1,348%	1,626%

- Stable capital and liquidity ratios, considerably above regulatory limits
- Regulatory level for Bank's Total Capital Ratio is set at min. 12.48%
- Regulatory levels for:
  - LR – min. 5%
  - NSFR >100%
  - LCR >100%

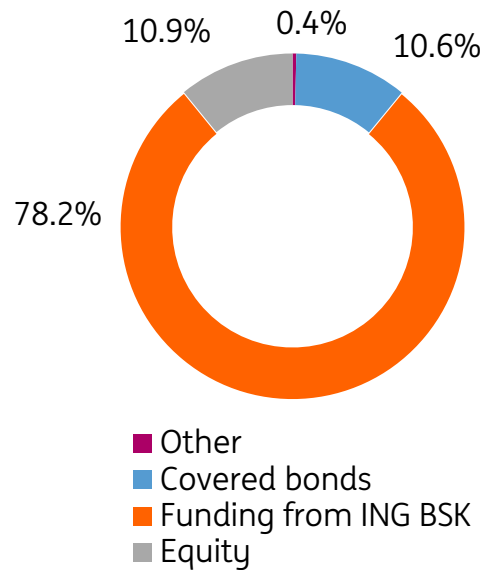


# Assets and liabilities structure

Assets (%) 1H 2024



Liabilities (%) 1H 2024

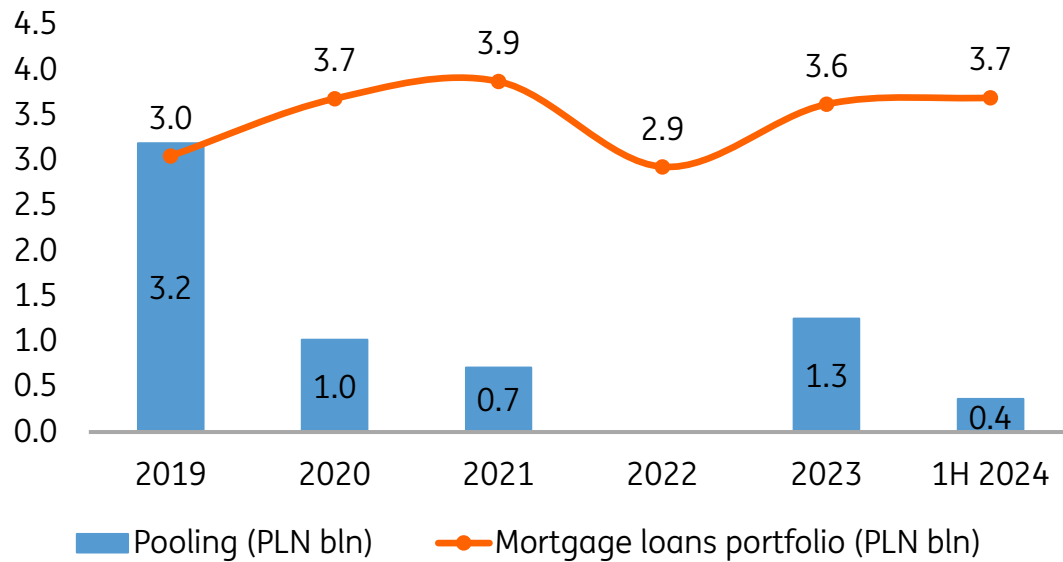


## Key points

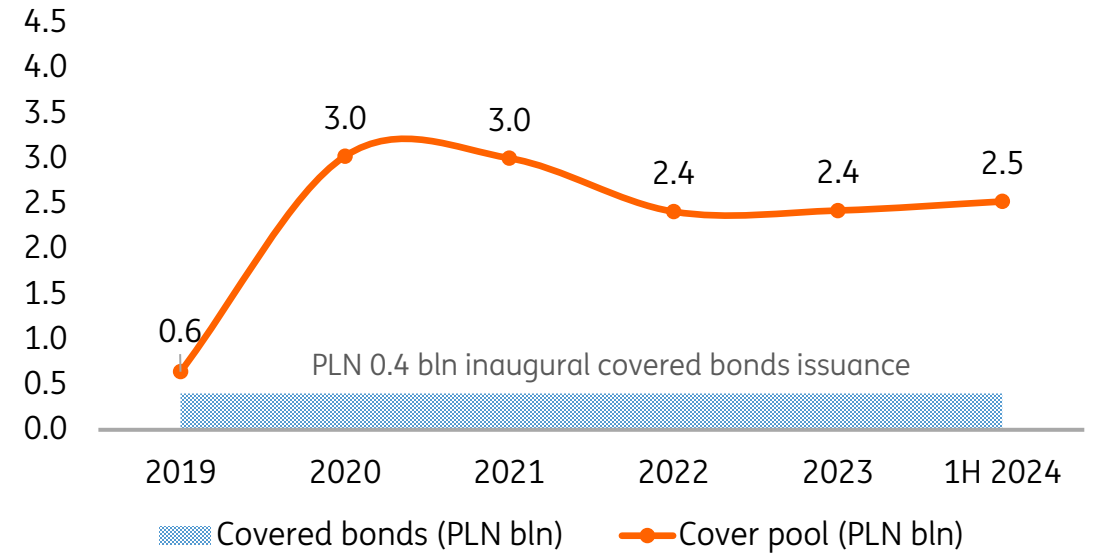
- Total balance sheet of **PLN 3.8 bln**
- Assets are primarily PLN residential mortgage loans (PLN 3.7 bln, over 97% of total assets)
- Funding currently consists in major part out of drawings under revolving credit facility provided by ING BSK
- In 2Q 2024 Bank received approval from the PFSA (Polish Financial Supervision Authority - KNF) to count undrawn funds under the loan agreement mentioned above as liquidity inflows in the LCR measurement and to include the undrawn funds under the committed revolving credit line as available stable funding in the NSFR measure

# Business volumes

## Mortgage loans portfolio and pooling



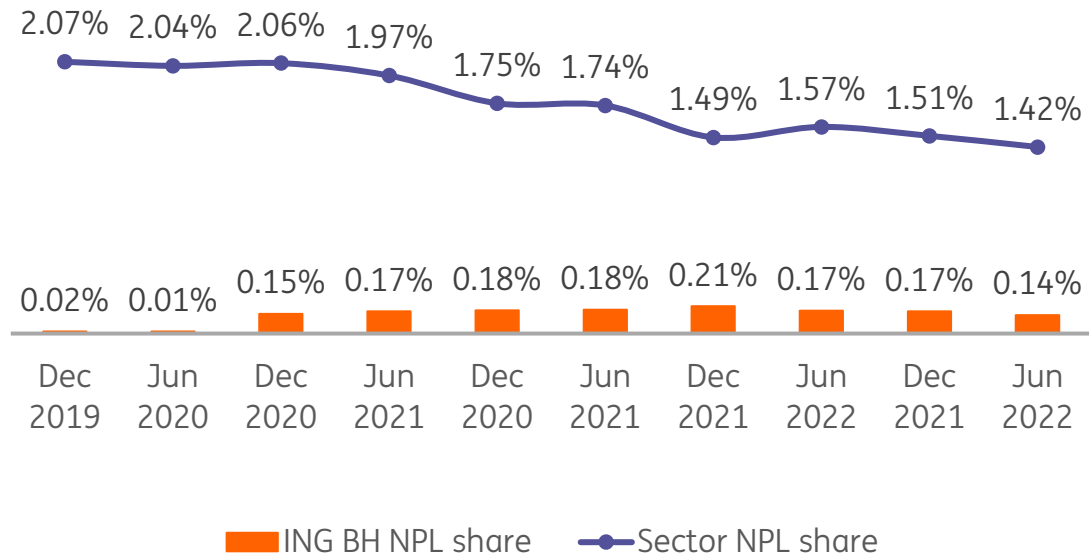
## Cover pool & covered bonds





# Low risk mortgage loans' portfolio

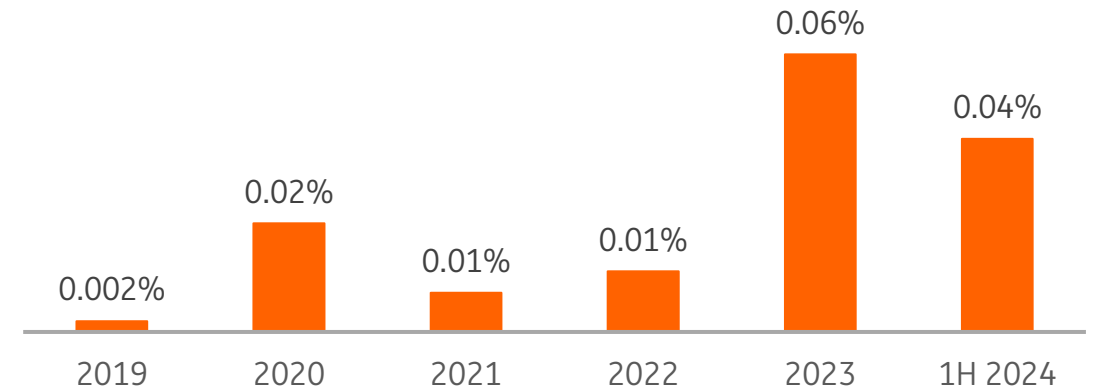
## NPL's share vs sector (mortgage loans)



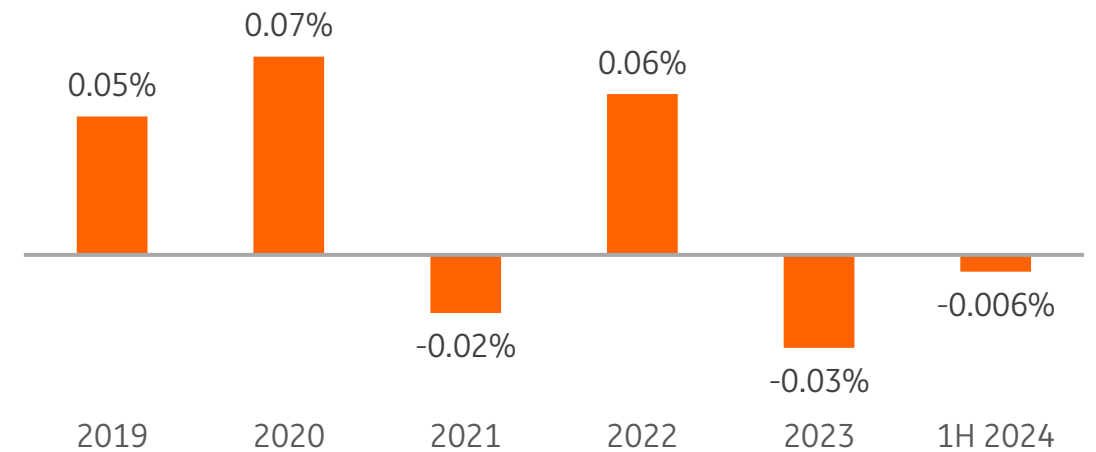
- Stable NPL ratio, significantly below the sector level for PLN mortgage loans, due to active management of the impaired loan portfolio already at the early stages
- Very low DPD +30 (days-past-due) levels despite increased interests rates
- Low costs of risk, resulting from strict lending policy and very good quality of the loan portfolio

Source: ING Bank Hipoteczny financial statements, KNF

## Share of DPD +30 (%)



## Credit risk costs margin (%)



# Prudent pooling criteria

## Regulatory

- LTV (market value)  $\leq 80\%$
- LTV (mortgage bank lending value)  $\leq 100\%$
- First-ranking lien in mortgage register
- Legal title: ownership or perpetuity

## Internal

- PLN loans only
- Residential mortgage loans only
- Contractual maturity: up to 35 years
- Collateral: flats or houses
- Construction process completed
- Interest rate: floating
- Low risk loans only:
  - defaults rejected
  - IFRS9 Stage 1 level
  - PD & LGD cap


Registration of transferred loans in bank's cover pool only after Cover Pool Monitor's approval

**Cover pool**

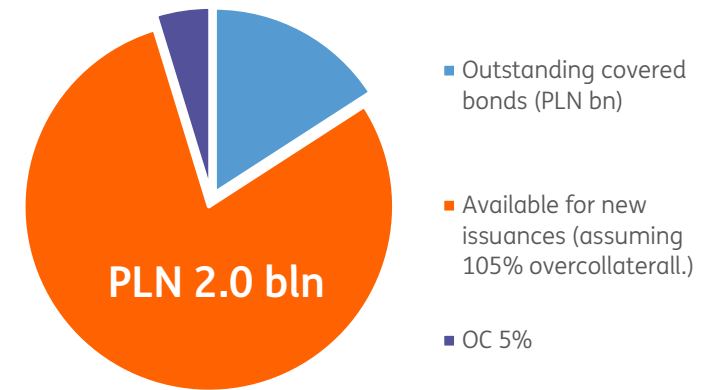


# High quality cover pool of residential mortgage loans in PLN ...

## PLN 2.5 bln cover pool structure 1H 2024



## Collateral available for new issuances



### Main cover pool characteristics

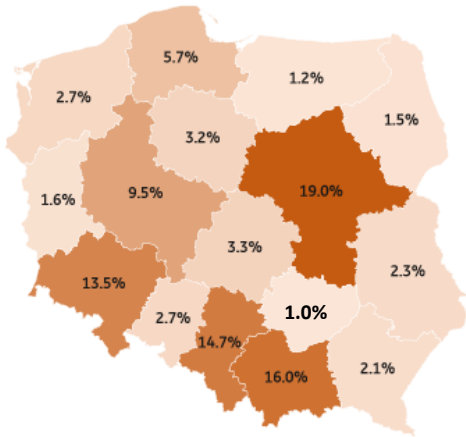
Overcollateralization level (statutory limit: 5%)	530%
Number of loans	15,370
Average loan amount outstanding (PLN '000)	162
Average LtV – mortgage bank lending value	56.74%
Average LtV – market value	47.94%
10 largest exposures	0.28%

### Standardized mortgage loans in the cover pool

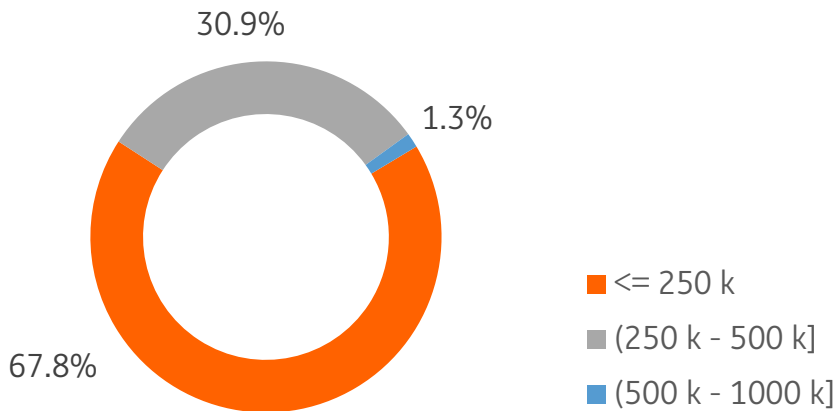
- PLN residential loans only
- Max. 80% LTV (market value)
- 100% variable interest rate based on 6M WIBOR
- Amortizing monthly (no interest only)
- For own housing purposes (no buy-to-let)

# ...marked by good diversification and low LTV

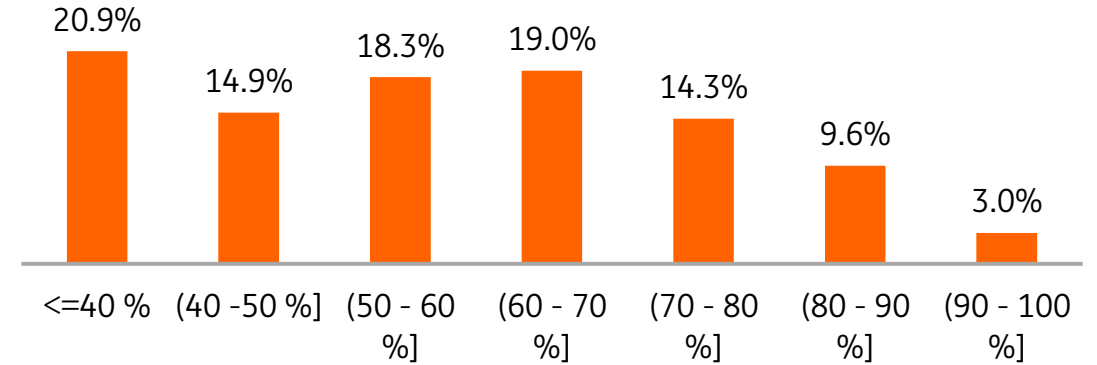
Geographical distribution in cover pool as % of residential loans



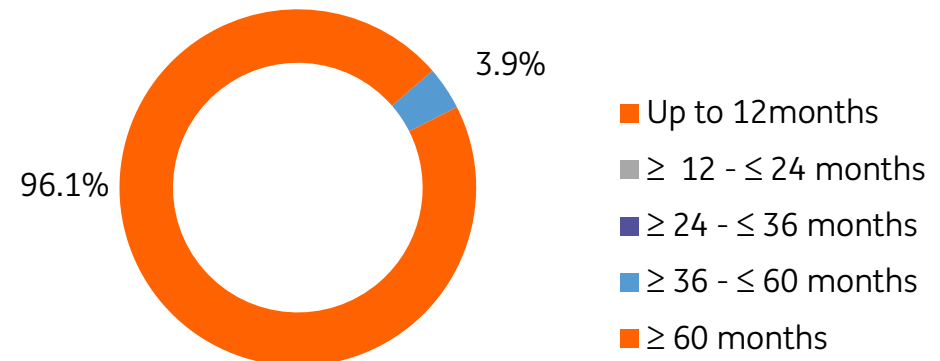
Cover pool composition by loan size as % of residential loans



Cover pool composition by LTV in relation to mortgage bank lending value (as % of residential loans)



Cover pool composition by loan seasoning as % of residential loans






A vibrant night cityscape with neon lights and a grid overlay. The scene is dominated by bright red and orange lights, with some blue and white lights visible in the background. A grid of small, glowing dots is overlaid on the image, creating a digital or data-like aesthetic. The overall atmosphere is energetic and modern.

# Covered Bond Programme



# ING Bank Hipoteczny Covered Bond Programme

## EUR 5 bln Covered Bond Programme

- **CRD/CRR compliant with Aa1 rating assigned by Moody's**
  - Cover pool consists of 100% prime Polish residential mortgage loans in PLN only
  - Safe mortgage bank lending values of underlying assets
  - Polish Covered Bond legislation with minimum legally required overcollateralisation (OC) 5%
- 
- Base prospectus **approved by CSSF (Commission de Surveillance du Secteur Financier) on 20 August 2024**
  - ING Bank N.V. & ING BSK will act as arrangers and dealers to the Programme
  - Covered bonds to be listed on the Luxembourg Stock Exchange and the Warsaw Stock Exchange
  - Issuances to be cleared through Euroclear / Clearstream
  - Deutsche Bank Luxembourg as listing agent and Deutsche Bank AG London Branch as issuing and paying agent

### Key Programme features

Size	up to EUR 5 bln
Currency	no restrictions
Coupon	fixed / floating
Tenor	up to 20 Y
Governing law	Polish
Investors	Professional and Reg S compliant investors

# Strong rating profile

## Moody's rating

Government of Poland      A2 / P1  
stable outlook

---

ING Bank Hipoteczny      A3 / P2  
stable outlook

---

+ 4 notches



+ 5 notches



## ING Bank Hipoteczny

Covered bonds rating  
(Moody's)

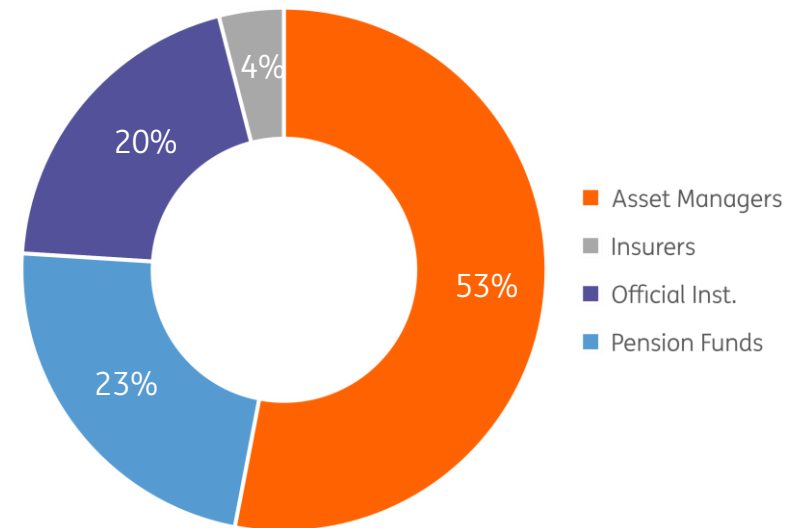
# Aa1

Covered bond rating at Poland's  
country ceiling level **Aa1**

# Summary of Bank's PLN inaugural green covered bond issuance in 2019

Key parameters	
Currency	PLN
Size	400 mln
Series #	1
Issue date	10 Oct 2019
Maturity date	10 Oct 2024
Coupon	6M WIBOR + 0.53%
Rating	Aa3 → Aa1 (from Dec 2020) – rating by Moodys
Listing	LuxSE / WSE
ISIN code	XS2063297423
Joint Bookrunners	ING N.V. & ING BSK

## Investors' distribution



## Summary

- Inaugural green covered bond issuance was secured with eligible green residential mortgages (defined in the Bank's Green Bond Framework set up in line with ING NV standards)
- Green covered bonds were certified by Climate Bond Initiative
- Book was opened at 2 Oct'19 with price guidance set at 0.55% above 6M WIBOR and with indicated issue size ~PLN 300 mln
- Strong investors' interest (local FIs bidding for almost PLN 600 mln) allowed for price tightening to 0.53% and issue size increase up to PLN 400 mln (by 33%)







# ING Bank Śląski Group overview



# ING Bank Śląski Group

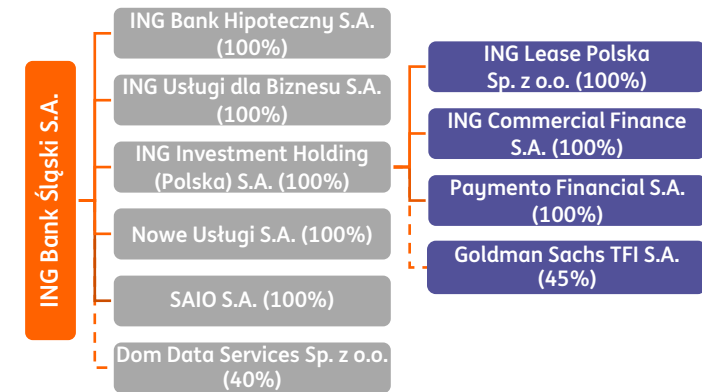
## About the Group

ING Bank Śląski S.A. has been present in the Polish market since 1989. Since 1994 it has been quoted on the Warsaw Stock Exchange. In its over 30-year history, ING Bank Śląski S.A. has become one of the largest banks in Poland. The Group renders services in the following areas: retail and corporate banking, leasing and factoring as well as money and capital markets. The Group serves 5.0 million clients via a fledged network of branches and state-of-the-art remote service channels

## Competitive edge

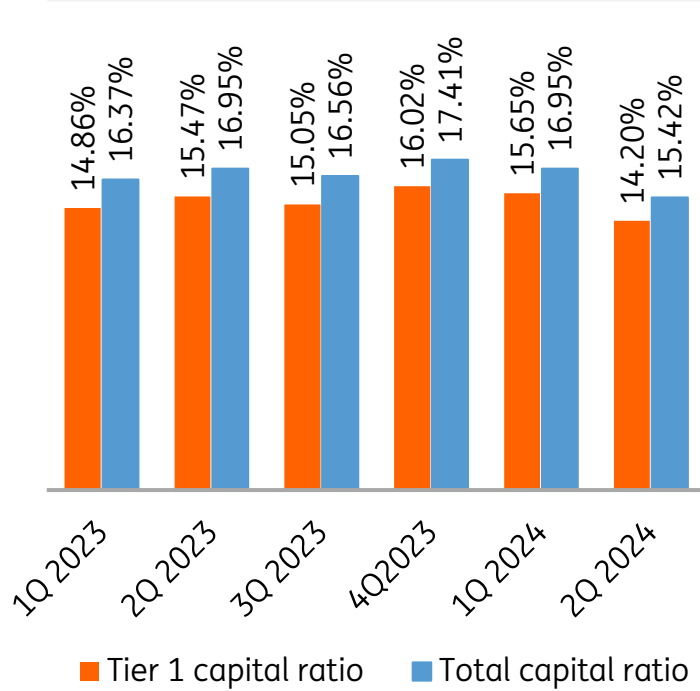
- Fast organic growth capacity
- Trailblazing, innovative client service channels
- High ING brand recognition
- Strong capital base and high liquidity
- High ROE

## Group structure

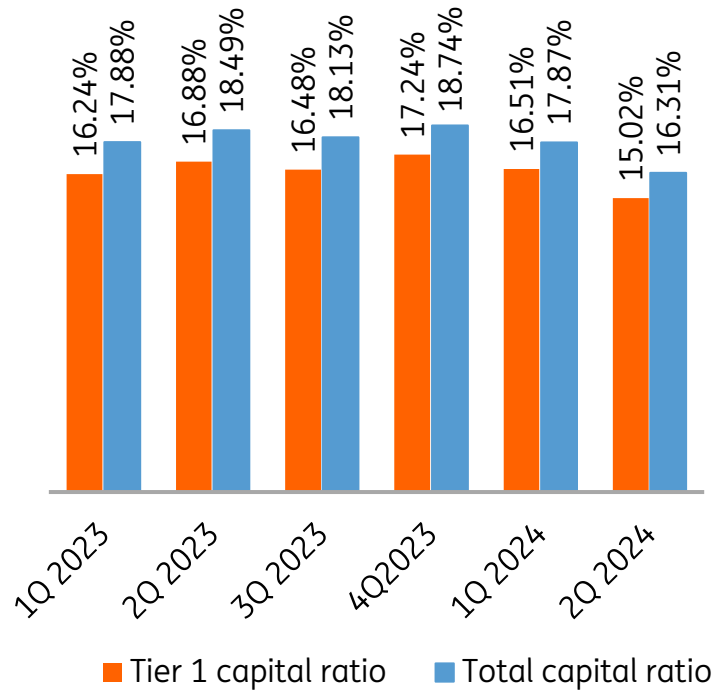


# Solid capital position and strong rating

Capital ratios for the ING Bank Śląski S.A. Group



Capital ratios for ING Bank Śląski S.A.



Bank LT rating (7 August 2024)

	Fitch	Moody's
Poland	A-	A2
ING Bank Śląski S.A.	A+	A2
ING Bank N.V.	AA-	A1

\*Source: ING BSK Management Board Report for 1H 2024



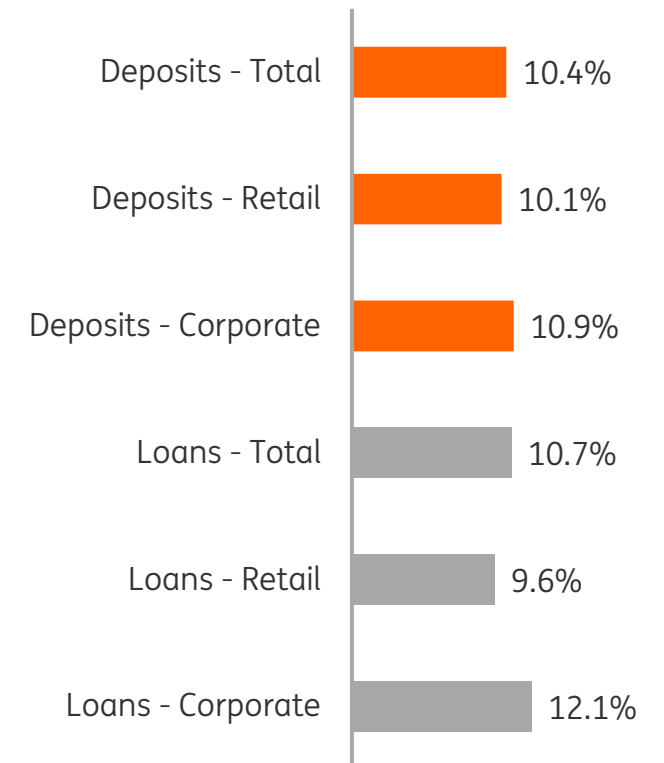
# Market position

## ING Bank Śląski market position (2023)

- Fourth bank in Poland based on the size of assets, deposits and receivables from clients – on a consolidated basis at the end of 4Q 2023.
- In terms of profitability – among Polish banks listed on the WSE – fourth place based on MCFH-adjusted return on equity.

Our competitive position (2023)			
Measure	Value		Market position
Number of clients (mln)	5.01	31 Dec 2023	4
Total assets (PLN bn)	245.4	31 Dec 2023	4
Client deposit portfolio (PLN bn)	202.2	31 Dec 2023	4
Gross receivables portfolio from clients (PLN bn)	158.3	31 Dec 2023	4
Commercial balance (PLN bn)	360.5	31 Dec 2023	4
Return on equity (ROE) *	22.9%	2023	4
Capitalisation (PLN bn)	33.3	31 Dec 2023	4
P/BV ratio	2,0x	29 Dec 2023 **	1

## Market shares (2Q 2024)



\* Calculated as the sum of net profit for 2023 to the average equity (MCFH-adjusted) for the five consecutive quarters ending Q4 2023

\*\* Ratio calculated based on the share price as at 2023 year end.

Source: ING Bank Śląski Financial statement



**Polish covered bonds legal framework**

# Polish legal framework



## Robust regulatory framework

- Polish covered bonds and mortgage banks are regulated by the Polish Covered Bond Act
- Only specialised mortgage banks are entitled to issue covered bonds
- Dual recourse principle
- Special supervision by the local FSA
- Independent Cover Pool Monitor supervision of the cover pool (Cover Pool Monitor appointed by and responsible before the FSA)
- Conservative approach to the mortgage lending value (through-the-cycle) of real estate securing underlying assets
- Regulatory limits involving (among others): min. 5% overcollateralisation, liquidity buffer to cover the maximum cumulative net liquidity outflow in 180 days, obligatory coverage and liquidity testing regimes



## Eligible assets only

- First lien Polish residential mortgage loans
- Legal title to the property located in Poland
- Mortgage lending value LTV limit for residential mortgages  $\leq 100\%$
- High quality substitute assets
- Derivatives inclusion



## Preferential treatment

- UCITS/CRR Compliant
- Bail-in exempt
- Bankruptcy remoteness
- NBP repo eligible
- LCR eligible
- Premium Covered bonds label complaint



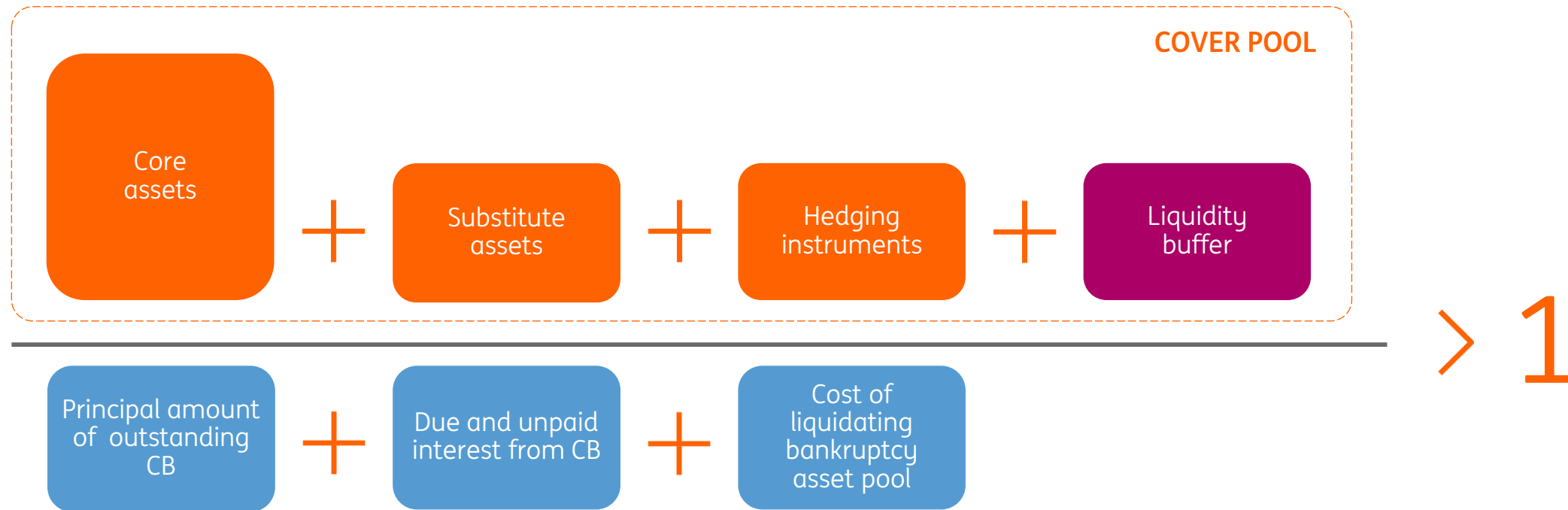
## Insolvency proceedings

- Legally defined and predictable bankruptcy procedure
- In case of insolvency strict procedure driven by coverage/liquidity test results
- Covered bond maturity extension by 12M (Soft Bullet), or
- Further Covered bonds maturity extension (Conditional Pass Through)

**Covered Bond Directive compliant**

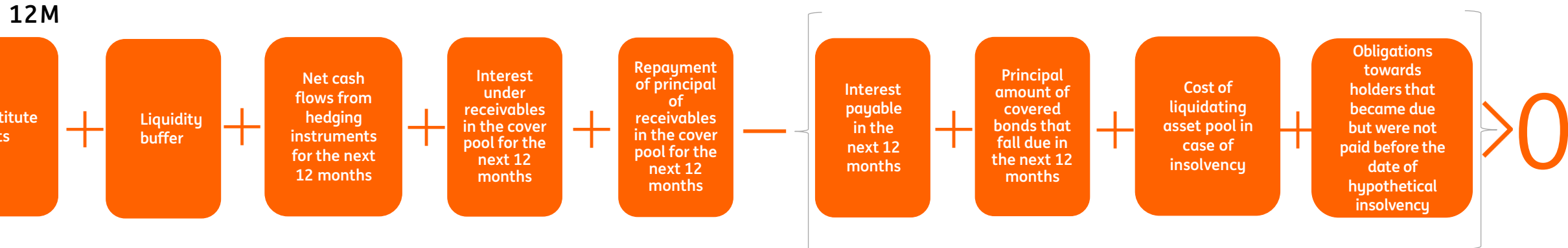
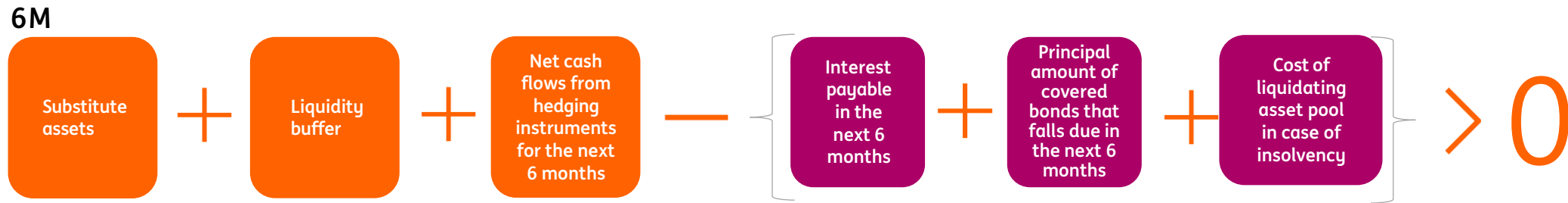


# Coverage test required to ensure the safety of covered bonds ...



- The coverage test **verifies whether the value of assets** in a cover pool **allows for outstanding covered bonds claims**
- Is performed based on the following sets of data:
  - real data as of day testing
  - scenarios concerning changes of FX rates
- Test must be performed minimum each 6 months

# ...as well as liquidity tests



- The purpose of the liquidity test is to **verify that assets in a cover pool allows for full satisfaction of all claims** under outstanding covered bonds, even if their maturity is extended in case of issuer insolvency
- Liquidity test is run separately for 6m and 12M time horizon
- The test is performed based on the following sets of data:
  - real data as of day of testing,
  - scenarios concerning changes of FX rates,
  - scenarios concerning the shift of interest rate curves
- The liquidity test must be **performed at least every three months**

# Experienced management team

## ING Bank Hipoteczny Management Board

---

- **Jacek Frejlich** - President of the Management Board

graduate of Faculty of Economics at the Cracow University of Economics and Lancaster University Management School. Responsible for the Management Department including Internal Audit, HR, Legal and Compliance

- **Marek Byczek** - Vice President of the Management Board

graduate of Faculty of Law and Finance at the WSB University in Poznań. Responsible for the Finance, Treasury, Operations and IT Departments

- **Katarzyna Majchrzak** - Vice President of the Management Board

graduate of Faculty of Management at the University of Economics in Poznań with specialization of capital investments and financial strategies of enterprises. Responsible for the Risk Department



# Thank you

Contact:

**Robert Kucharski**

Treasurer

ING Bank Hipoteczny

M: +48 887-864-609

E: [robert.kucharski@inghipoteczny.pl](mailto:robert.kucharski@inghipoteczny.pl)

**Jacek Frejlich**

CEO

ING Bank Hipoteczny

M: +48 601-850-396

E: [jacek.frejlich@inghipoteczny.pl](mailto:jacek.frejlich@inghipoteczny.pl)

**Management Board Bureau**

E: [info@inghipoteczny.pl](mailto:info@inghipoteczny.pl)

**ING Bank Hipoteczny S.A**

Chorzowska 50

40-101 Katowice

Poland

[www.inghipoteczny.pl](http://www.inghipoteczny.pl)



# Disclaimer (1/2)

This presentation is for general information and advertising purposes. This presentation does not constitute an investment recommendation or information recommending or suggesting an investment strategy. It does not constitute information which, directly or indirectly, expresses a particular investment proposal in respect of a financial instrument or an issuer or which proposes a particular investment decision; and it does not constitute information recommending or suggesting an investment strategy, explicitly or implicitly, concerning one or several financial instruments or issuers.

This presentation and the information therein were prepared and provided for information purposes only. They are not (directly or indirectly) intended or to be construed as and do not constitute a direct or indirect offer, recommendation or solicitation to buy, hold or sell any securities or other financial instrument, or an invitation to make an offer to buy, to subscribe for or otherwise acquire any securities or other financial instrument or to provide or obtain any financial services.

The information contained herein does not claim to be comprehensive or complete. This presentation is not a prospectus or sales prospectus or a comparable document or a comparable information and therefore does not contain all material information which is necessary for making an investment decision. Any offer of securities, other financial instruments or financial services would be made pursuant to offering materials to which prospective investors would be referred.

This presentation contains information and statements, taken or derived from generally available sources (other than ING Bank Hipoteczny S.A., "ING BH"). This applies especially (but is not limited) to market, industry and customer data and reports.

ING BH believes such sources to be reliable. ING BH is not able to verify the information from such sources, however, and has not verified it. Therefore ING BH does not give any warranty or guarantee, makes no representation and does not assume or accept any responsibility or liability with regard the accuracy or completeness of such information, which was taken or derived from such sources.

This presentation contains forward-looking statements. Forward-looking statements are all statements, information and data which are not statements, information and data of historical facts. They include in particular (but are not limited to) statements, information and data relating to plans, objectives or expectations, relating to future results or developments, or relating to assumptions in connection with such statements, information or data, with regard to ING BH, products, services, industries or markets. Forward-looking statements are based on plans, estimates, projections, objectives and assumptions as and to the extent they are available to the management of ING BH in advance to and for such statements. Forward-looking statements are only valid on such basis and only as of the date they are made. ING BH undertakes no obligation to update or revise any forward-looking statement (e.g. in case of new information or events).

## Disclaimer (2/2)

Forward-looking statements, by their very nature, are subject to risks and uncertainties. A number of factors could cause actual developments and results to differ materially from the forward-looking statements and in particular in a materially negative way. Such factors include, but are not limited to, changes in the conditions on the financial markets in Poland, Europe or other countries or regions in which ING BH operates, holds substantial assets or from which it derives substantial revenues; developments of assets prices and market volatility, potential defaults of borrowers and trading counterparties, implementation of strategic initiatives, effectiveness of policies and procedures, regulatory changes and decisions, political or economic developments in Poland or elsewhere. Therefore this presentation does not make any statement or prediction in relation to any actual development or result (in particular (but not limited to) values, prices, portfolios, financial items or other figures or circumstances). Changes in underlying assumptions have a material impact on expected or calculated developments. Earlier or later presentations may differ from this presentation in relation to forward-looking statements, in particular in relation to developments and results as well as assumptions. ING BH undertakes no obligation to notify recipients of this presentation with regard to such differences or presentations.

Past performance is not a reliable indicator for future performance. Exchange rates, volatility of financial instruments and other factors can have a negative effect on it. The presentation of data and performance related to the past or the depiction of awards for the performance of products are thus not a reliable indicator for the future performance.

All information in this presentation relates to the date of preparation of this document only (and historic information to its respective relevant date) and is subject to change at any time, without such change being announced or published and without the recipient of this presentation being informed thereof in any other way. There is no guarantee or warranty for the continuing accuracy of the information. The information herein supersedes any prior versions hereof and any prior presentation and will be superseded by any subsequent versions hereof, any subsequent presentations, and any offering materials. ING BH has no obligation to update or periodically review the presentation. ING BH has no obligation to inform any recipient of any subsequent presentation or subsequent versions hereof.

This presentation does not constitute investment, legal, accounting or tax advice. It is no assurance or recommendation that a financial instrument, investment or strategy is suitable or appropriate for the individual circumstances of the recipient.

Any transaction should only be effected after an own assessment by the investor of the investor's individual financial situation, the suitability for the investor and the risks of the investment. This presentation cannot replace personal advice. It does not consider the individual situation of the investor. Each recipient should, before making an investment decision, make further enquiries with regard to the appropriateness of investing in any financial instruments and of any investment strategies, and with regard to further and updated information with respect to certain investment opportunities and should seek the advice of an independent investment adviser for individual investment advice and the advice of a legal and tax advisor. To the extent that this presentation contains indications with regard to tax effects it is noted that the actual tax effects are subject to the individual circumstances of the investor and subject to any future changes.

This presentation and its contents must not be further published, reproduced, redistributed, disclosed or passed on to any third party, in whole or in part, for any purpose, without the prior consent of ING BH. Please note that the distribution of information relating to issuers of financial instruments, and offer and sale of financial instruments may not be permitted in all countries (in particular not in the USA or to U.S. persons). Persons who obtain possession of this document have to inform themselves about national restrictions and have to comply with them



**do your thing**